








MODEL 270

110 VOLT LAYOUT

- 
 WATER HEATER
- 
 110 VOLT RECEPTACLE
- 
 110 VOLT RECEPTACLE - WATER PROOF
- 
 110 VOLT WALL LIGHT - WITH SWITCH
- 
 DOUBLE LIGHT SWITCH
- 
 110 VOLT DOUBLE WALL LIGHT
- 
 DISTRIBUTION PANEL